



SIARAN MEDIA

MEDIA RELEASE

PERANGKAAAN PERDAGANGAN BARANGAN

ANTARABANGSA

INTERNATIONAL MERCHANDISE TRADE STATISTICS (IMTS)

OKTOBER 2020

OCTOBER 2020



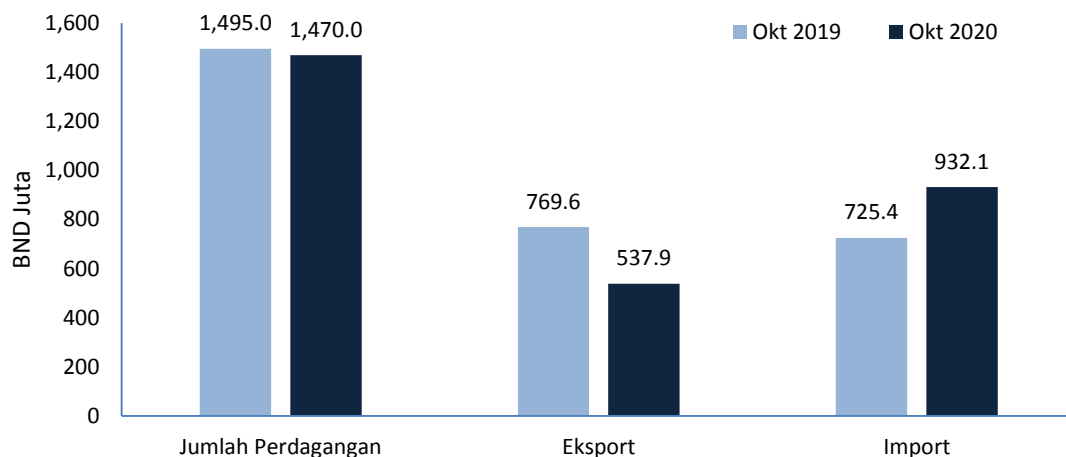
**SIARAN MEDIA
JABATAN PERANCANGAN EKONOMI DAN STATISTIK
KEMENTERIAN KEWANGAN DAN EKONOMI**

**PERANGKAAAN PERDAGANGAN BARANGAN ANTARABANGSA
OKTOBER 2020**

**TAJUK UTAMA: JUMLAH PERDAGANGAN MENURUN SEBANYAK 1.7 PERATUS PADA
BULAN OKTOBER 2020**

1. Pada bulan Oktober 2020, Negara Brunei Darussalam telah mencatatkan nilai jumlah perdagangan sebanyak BND1,470.0 juta, iaitu penurunan sebanyak 1.7 peratus daripada BND1,495.0 juta pada bulan yang sama tahun 2019. Manakala, bagi perubahan bulan-ke-bulan, jumlah perdagangan bagi bulan Oktober 2020 meningkat sebanyak 24.2 peratus berbanding dengan bulan September 2020.

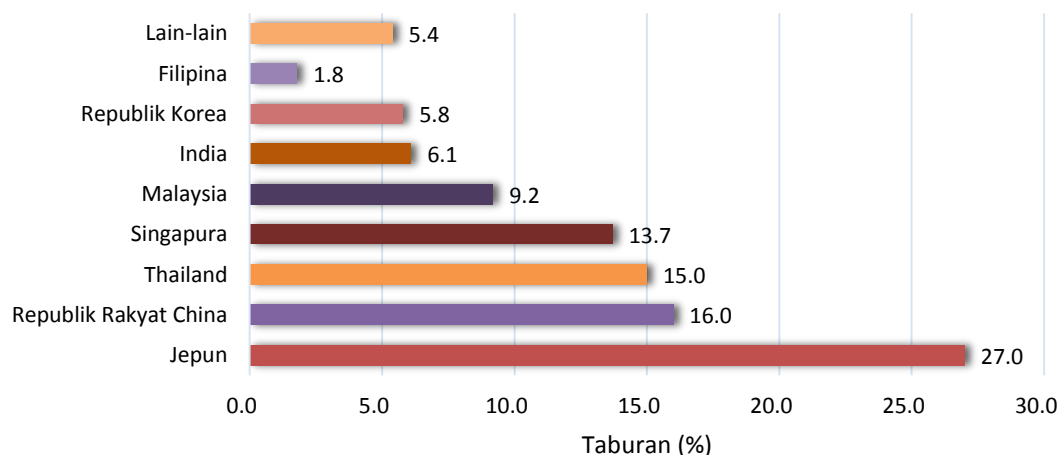
Prestasi Perdagangan Bagi Negara Brunei Darussalam



2. Jumlah eksport menurun sebanyak 30.1 peratus tahun-ke-tahun kepada BND537.9 juta berbanding BND769.6 juta pada Oktober 2019. Ini disebabkan terutamanya oleh penurunan eksport Bahan Api Galian kepada BND442.3 juta (Oktober 2020) daripada BND702.2 (Oktober 2019).

3. Penurunan eksport Minyak Mentah dan LNG tersebut adalah disebabkan oleh permintaan global yang perlahan dan penurunan harga. Jumlah isipadu eksport Minyak Mentah menurun kepada 85.77 ribu tong sehari (Oktober 2020) daripada 141.58 ribu tong sehari (Oktober 2019) sementara purata harga eksport Minyak Mentah menurun kepada USD39.08 setong (Oktober 2020) daripada USD64.48 setong (Oktober 2019). Manakala bagi LNG, purata harga eksport menurun kepada USD5.51 per MMBtu (Oktober 2020) daripada USD8.09 per MMBtu (Oktober 2019), sementara itu, jumlah isipadu eksport LNG pula menurun kepada 745,680 MMBtu sehari (Oktober 2020) daripada 867,462 MMBtu sehari (Oktober 2019).
4. Jumlah eksport juga disumbangkan oleh eksport domestik Produk Petroleum dan Gas bernilai BND127.6 juta.
5. Dari segi komoditi mengikut seksyen, Bahan Api Galian merupakan penyumbang utama kepada eksport Negara Brunei Darussalam sebanyak 82.2 peratus diikuti dengan Kimia (16.4 peratus), Jentera dan Kelengkapan Pengangkutan (0.6 peratus), Bahan-Bahan Mentah Yang Tidak Boleh Dimakan (0.3 peratus) dan Pelbagai Barang Keluaran Kilang (0.2 peratus).
6. Pasaran eksport utama pada bulan Oktober 2020 adalah Jepun (27.0 peratus) diikuti oleh Republik Rakyat China (16.0 peratus) dan Thailand (15.0 peratus).

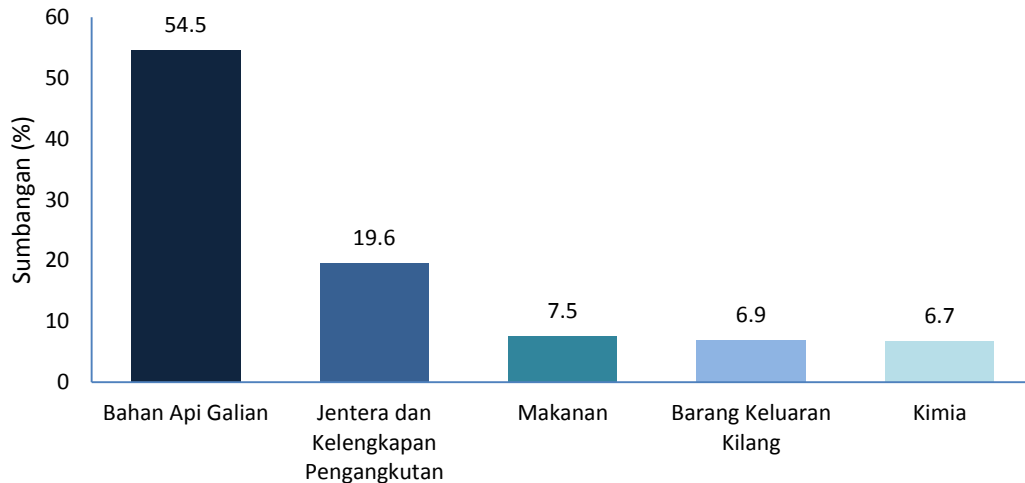
Peratus Taburan Eksport Mengikut Rakan Dagangan



7. Bagi import, jumlah nilai menunjukkan peningkatan kepada BND932.1 juta (Oktober 2020) daripada BND725.4 juta (Oktober 2019) terutamanya disebabkan oleh peningkatan import Bahan Api Galian, Bahan-Bahan Kimia dan Makanan.

8. Lima komoditi import utama pada bulan ini adalah Bahan Api Galian (54.5 peratus) diikuti oleh Jentera dan Kelengkapan Pengangkutan (19.6 peratus), Makanan (7.5 peratus), Barang Keluaran Kilang (6.9 peratus), dan Kimia (6.7 peratus).

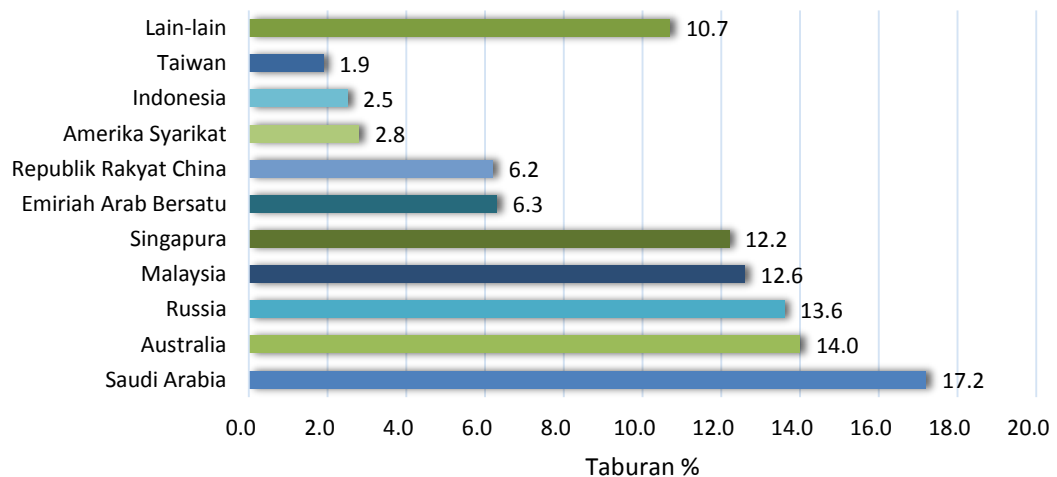
Lima Komoditi Import Utama



9. Mengikut Kategori Penggunaan Akhir, import Barang Perantaraan menyumbang sebanyak 57.4 peratus dari jumlah import diikuti oleh import Barang Modal (38.0 peratus) dan Barang Penggunaan (4.6 peratus).

10. Dari segi import mengikut rakan dagangan, sumbangan terbesar adalah dari Saudi Arabia (17.2 peratus) diikuti oleh Australia (14.0 peratus), dan Russia (13.6 peratus).

Peratus Taburan Import Mengikut Rakan Dagangan



11. Mengikut mod pengangkutan, peratus tertinggi adalah mod pengangkutan laut berjumlah BND1,390.1 juta (94.6 peratus). Ini diikuti oleh pengangkutan udara iaitu (BND59.0 juta atau 4.0 peratus) dan melalui darat (BND20.8 juta atau 1.4 peratus).

12. Perangkaan Perdagangan Barangan Antarabangsa (*International Merchandise Trade Statistics, IMTS*) bagi Negara Brunei Darussalam menggunakan “*General System*” bagi merekodkan perangkaan perdagangan yang meliputi import, eksport domestik dan eksport semula. Laporan penuh IMTS bagi bulan Oktober 2020 boleh didapati melalui laman sesawang JPES di www.deps.gov.bn.

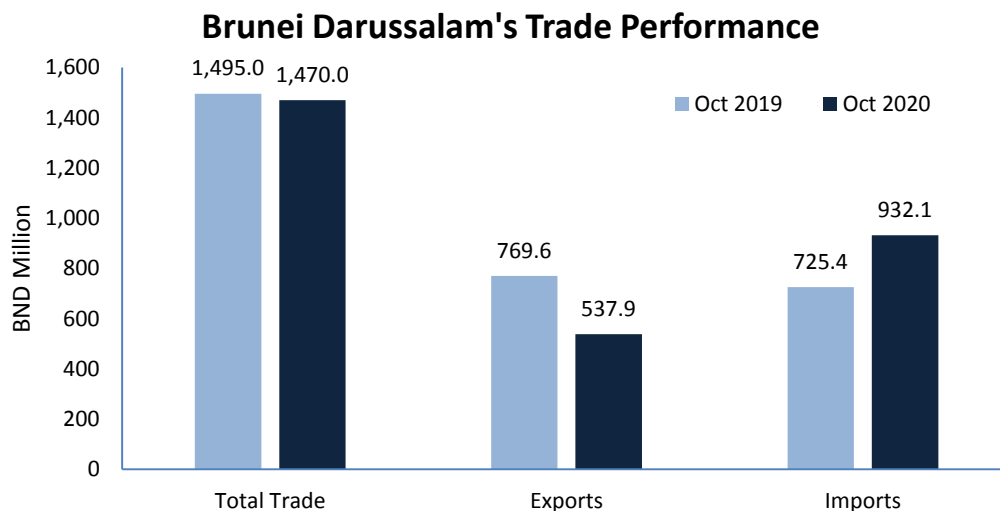


MEDIA RELEASE
DEPARTMENT OF ECONOMIC PLANNING AND STATISTICS
MINISTRY OF FINANCE AND ECONOMY

INTERNATIONAL MERCHANDISE TRADE STATISTICS (IMTS)
OCTOBER 2020

HEADLINE: TOTAL TRADE DECREASES BY 1.7 PER CENT IN OCTOBER 2020

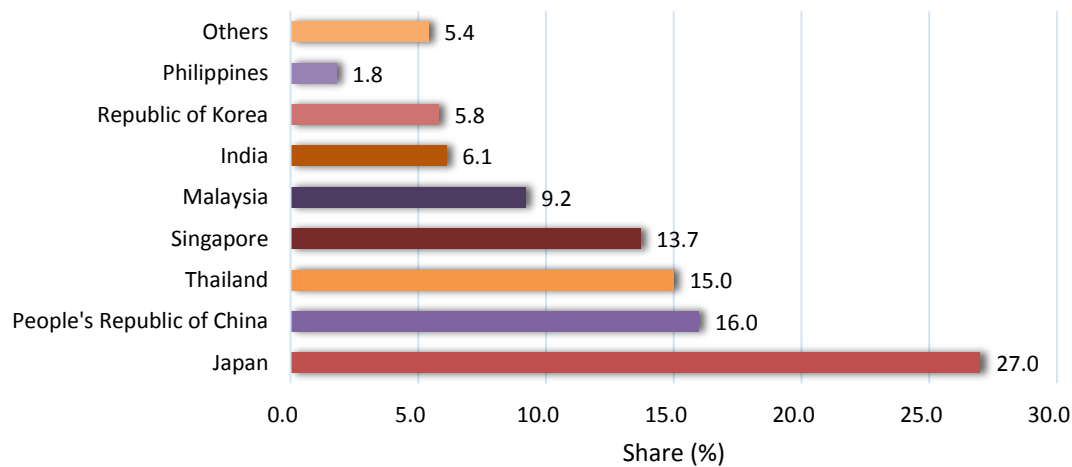
1. In October 2020, Brunei Darussalam total trade valued at BND1,470.0 million, a decrease by 1.7 per cent from BND1,495.0 million during the same month last year. Meanwhile, for month-to-month changes, total trade for October 2020 increased by 24.2 per cent compared to September 2020.



2. Total exports decreased by 30.1 per cent year-on-year to BND537.9 million compared to BND769.6 million in October 2019. This was mainly due to the decline in mineral fuel exports to BND442.3 million (October 2020) from BND702.2 million (October 2019).
3. The decline in mineral fuel exports were due to a decrease in crude oil exports to BND141.5 million (October 2020) from BND387.6 million (October 2019) and a decrease in Liquefied Natural Gas (LNG) to BND173.1 million (October 2020) from BND313.3 million (October 2019).

4. *The decline in exports of Crude oil and LNG was due to the slow global demand and a decline in prices. The total exports volume of Crude Oil decreased to 85.77 thousand barrels per day (October 2020) from 141.58 thousand barrels per day (October 2019), while the average exports price of Crude Oil fell to USD39.08 per barrel (October 2020) from USD64.48 per barrel (October 2019). Meanwhile for LNG, the average exports price declined to USD5.51/MMBtu (October 2020) from USD8.09/MMBtu (October 2019) while the exports volume of LNG decreased to 745,680 MMBtu per day (October 2020) from 867,462 MMBtu per day (October 2019).*
5. *Total exports was also contributed by the domestic exports of Other Petroleum and Gas Products valued at BND127.6 million.*
6. *In terms of commodity by section, Mineral Fuels represents the major contributor to Brunei Darussalam's exports with 82.2 per cent, followed by Chemicals (16.4 per cent), Machinery and Transport Equipment (0.6 per cent), Crude Materials Inedible (0.3 per cent) and Miscellaneous Manufactured Articles (0.2 per cent).*
7. *The main exports market in October 2020 was Japan (27.0 per cent) followed by People's Republic of China (16.0 per cent) and Thailand (15.0 per cent).*

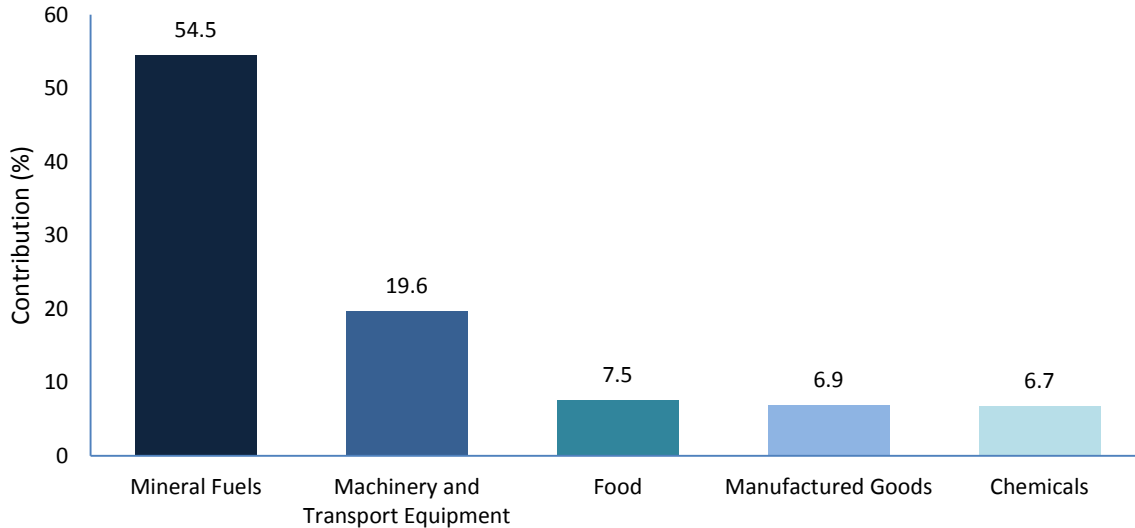
Share of Exports by Trading Partners



8. *For imports, the total value increased to BND932.1 million (October 2020) from BND725.4 million (October 2019) mainly driven by an increase in imports of Mineral Fuels, Chemicals and Food.*

9. The five main imports by commodity were Mineral Fuels (54.5 per cent), followed by Machinery and Transport Equipment (19.6 per cent), Food (7.5 per cent), Manufactured Goods (6.9 per cent), and Chemicals (6.7 per cent).

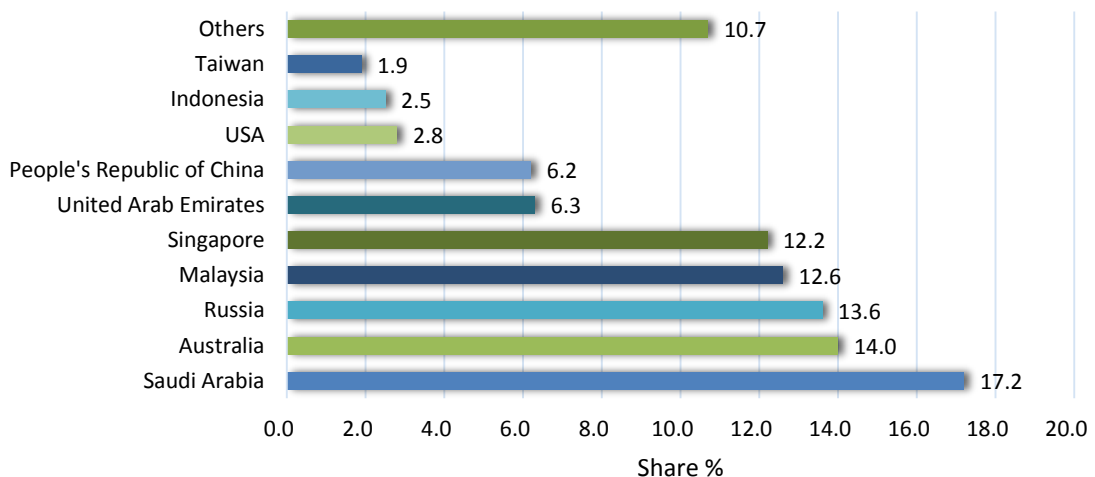
Five Main Imports by Commodity



10. By End Use category, imports of Intermediate Goods accounted for 57.4 per cent of the total imports, followed by Capital Goods (38.0 per cent) and Consumption Goods (4.6 per cent).

11. For imports by trading partners, the highest share was from Saudi Arabia (17.2 per cent), followed by Australia (14.0 per cent), and Russia (13.6 per cent).

Share of Imports by Trading Partners



12. *According to the mode of transport, the highest share was transport by sea, which amounts to BND1,390.1 million (94.6 per cent). This was followed by air transport (BND59.0 million or 4.0 per cent) and via land (BND20.8 million or 1.4 per cent).*

13. *The International Merchandise Trade Statistics (IMTS) for Brunei Darussalam adopts the General System for recording trade statistics, which covers imports, domestic exports, and re-exports. The IMTS full report for October 2020 is available from the DEPS's website: www.deps.gov.bn.*