



# **SIARAN MEDIA**

## *MEDIA RELEASE*

### **PERANGKAAN PERDAGANGAN BARANGAN**

### **ANTARABANGSA**

*INTERNATIONAL MERCHANDISE TRADE STATISTICS (IMTS)*

**JUN 2020**

*JUNE 2020*



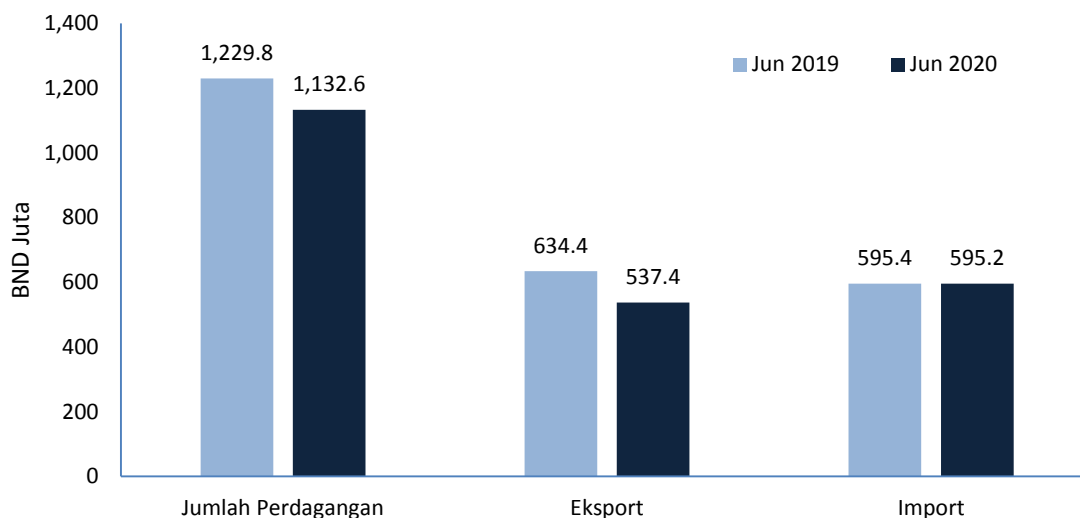
**SIARAN MEDIA  
JABATAN PERANCANGAN EKONOMI DAN STATISTIK  
KEMENTERIAN KEWANGAN DAN EKONOMI**

**PERANGKAIAN PERDAGANGAN BARANGAN ANTARABANGSA  
JUN 2020**

**TAJUK UTAMA: JUMLAH PERDAGANGAN MENCATATKAN BND1.1 BILION PADA  
BULAN JUN 2020**

1. Pada bulan Jun 2020, Negara Brunei Darussalam telah mencatatkan nilai jumlah perdagangan sebanyak BND1,132.6 juta, iaitu penurunan sebanyak 7.9 peratus daripada BND1,229.8 juta pada bulan yang sama tahun 2019. Manakala, bagi perubahan bulan-ke-bulan, jumlah perdagangan bagi bulan Jun 2020 menurun sebanyak 13.1 peratus berbanding dengan bulan Mei 2020.

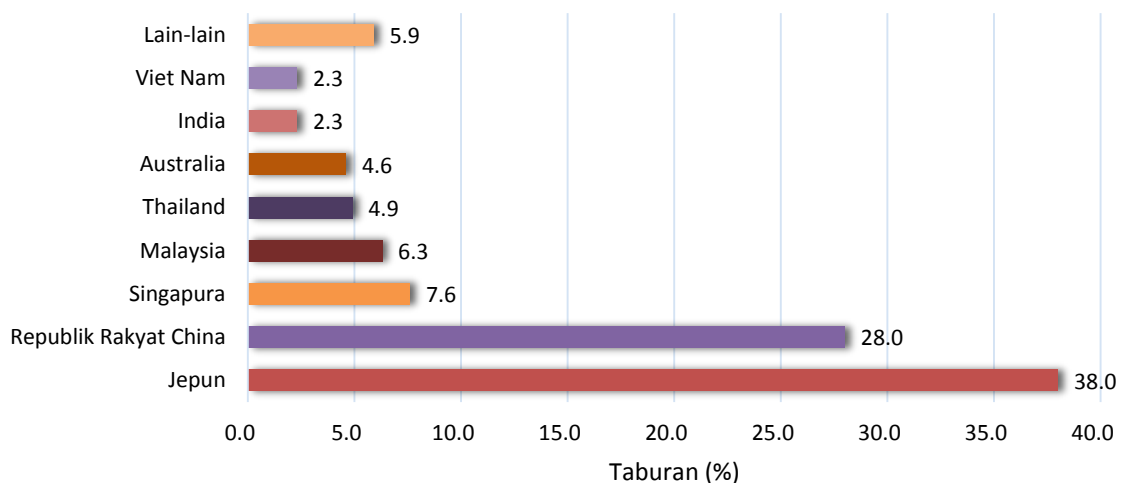
**Prestasi Perdagangan Bagi Negara Brunei Darussalam**



2. Jumlah eksport menurun sebanyak 15.3 peratus tahun-ke-tahun kepada BND537.4 juta berbanding BND634.4 juta pada Jun 2019. Ini terutamanya disebabkan oleh penurunan eksport Minyak Mentah kepada BND112.4 juta (Jun 2020) daripada BND288.7 juta (Jun 2019) dan juga penurunan eksport Gas Cecair Asli (LNG) kepada BND199.1 juta (Jun 2020) daripada BND267.1 juta (Jun 2019).

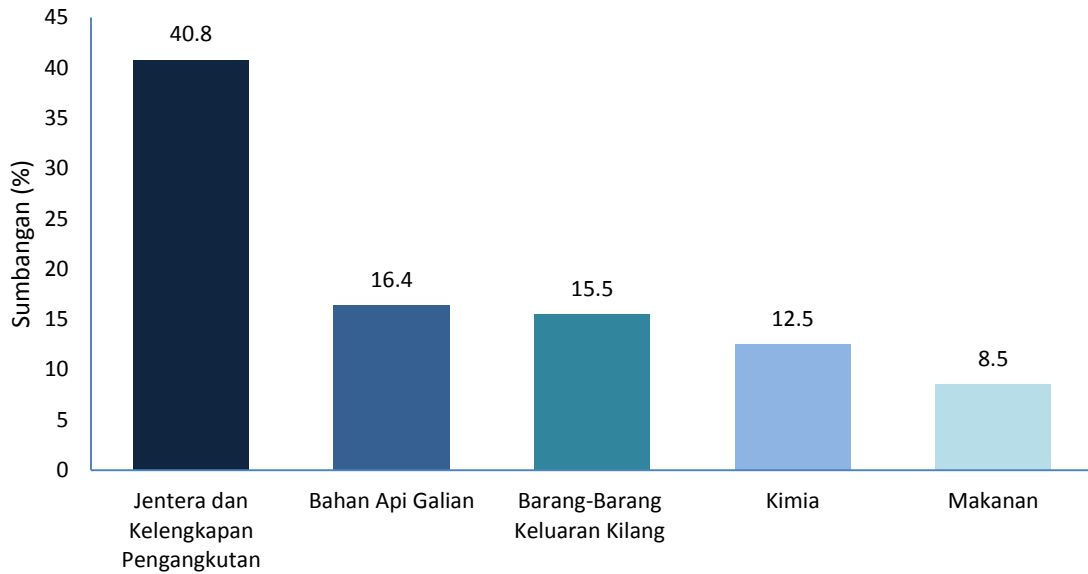
- Penurunan eksport Minyak Mentah adalah disebabkan oleh permintaan global yang perlahan berikutan pandemik COVID-19, ditambah dengan penurunan pasaran harga eksport Minyak Mentah. Jumlah isipadu eksport menurun kepada 78.04 ribu tong sehari (Jun 2020) daripada 107.84 ribu tong sehari (Jun 2019) sementara penurunan purata harga eksport kepada USD34.52 setong (Jun 2020) daripada USD67.91 setong (Jun 2019). Manakala, eksport LNG menurun disebabkan oleh penurunan purata harga eksport kepada USD4.26 per MMBtu (Jun 2020) daripada USD8.98 per MMBtu (Jun 2019).
- Dari segi komoditi mengikut seksyen, Bahan Api Galian merupakan penyumbang utama kepada eksport Negara Brunei Darussalam sebanyak 77.7 peratus diikuti dengan Kimia (20.3 peratus), Jentera dan Kelengkapan Pengangkutan (1.1 peratus), Makanan (0.3 peratus) dan Pelbagai Urusniaga (0.2 peratus).
- Pasaran eksport utama pada bulan Jun 2020 adalah Jepun (38.0 peratus), diikuti oleh Republik Rakyat China (28.0 peratus) dan Singapura (7.6 peratus).

### Peratus Taburan Eksport Mengikut Rakan Dagangan



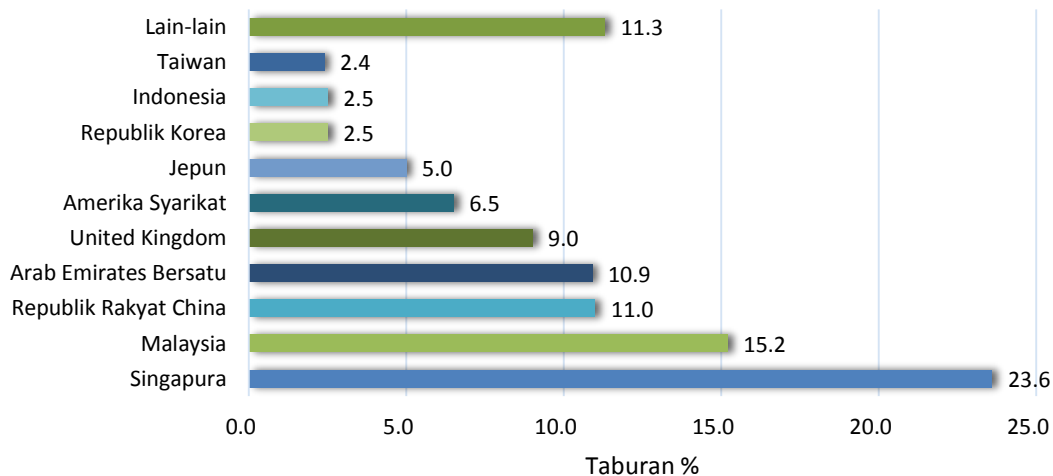
- Bagi import, jumlah nilai menunjukkan sedikit menurun kepada BND595.2 juta (Jun 2020) daripada BND595.4 juta (Jun 2019). Walau bagaimanapun, import Jentera dan Kelengkapan Pengangkutan dan Barang-Barang Keluaran Kilang mencatatkan pertumbuhan dua digit masing-masing sebanyak 61.2 peratus dan 60.2 peratus, terutama bagi mendokong peningkatan pengeluaran domestik dalam Industri Pembuatan bagi merangsang pertumbuhan ekonomi.
- Lima komoditi import utama adalah Jentera dan Kelengkapan Pengangkutan (40.8 peratus) diikuti oleh Bahan Api Galian (16.4 peratus), Barang-Barang Keluaran Kilang (15.5 peratus), Kimia (12.5 peratus), dan Makanan (8.5 peratus).

### Lima Komoditi Import Utama



8. Mengikut Kategori Penggunaan Akhir, import Barang Perantaraan menyumbang sebanyak 56.3 peratus dari jumlah import diikuti oleh import Barang Modal (37.6 peratus) dan Barang Penggunaan (6.1 peratus).
9. Mengikut mod pengangkutan, pada bulan Jun 2020, peratus yang tertinggi adalah mod pengangkutan laut berjumlah BND1,010.6 juta (89.2 peratus). Ini diikuti oleh pengangkutan udara (BND107.7 juta atau 9.5 peratus) dan melalui darat (BND14.1 juta atau 1.3 peratus).
10. Bagi import mengikut rakan dagangan, sumbangan terbesar adalah dari Singapura (23.6 peratus) diikuti oleh Malaysia (15.2 peratus), dan Republik Rakyat China (11.0 peratus).

### Peratus Taburan Import Mengikut Rakan Dagangan



11. Perangkaan Perdagangan Barangan Antarabangsa (*International Merchandise Trade Statistics, IMTS*) bagi Negara Brunei Darussalam menggunakan “*General System*” bagi merekodkan perangkaan perdagangan yang meliputi import, eksport domestik dan eksport semula. Laporan penuh IMTS bagi bulan Jun 2020 boleh didapati melalui laman sesawang JPES di [www.deps.gov.bn](http://www.deps.gov.bn).



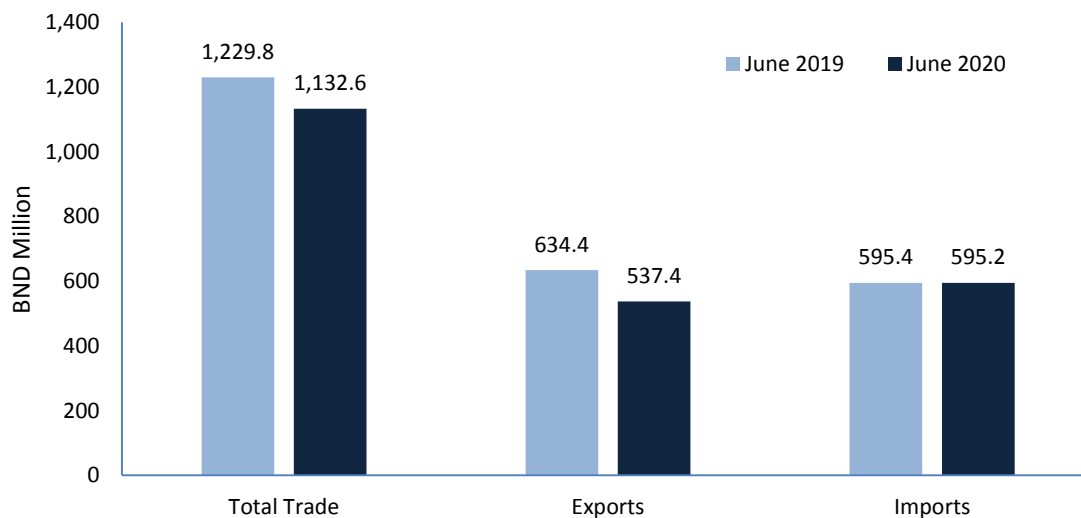
**MEDIA RELEASE**  
**DEPARTMENT OF ECONOMIC PLANNING AND STATISTICS**  
**MINISTRY OF FINANCE AND ECONOMY**

**INTERNATIONAL MERCHANDISE TRADE STATISTICS (IMTS)**  
**JUNE 2020**

**HEADLINE: TOTAL TRADE RECORDED BND1.1 BILLION IN JUNE 2020**

1. In June 2020, Brunei Darussalam's total trade was valued at BND1,132.6 million, a decrease by 7.9 per cent from BND1,229.8 million during the same month last year. Meanwhile, for month-on-month changes, total trade for June 2020 decreased by 13.1 per cent compared to May 2020.

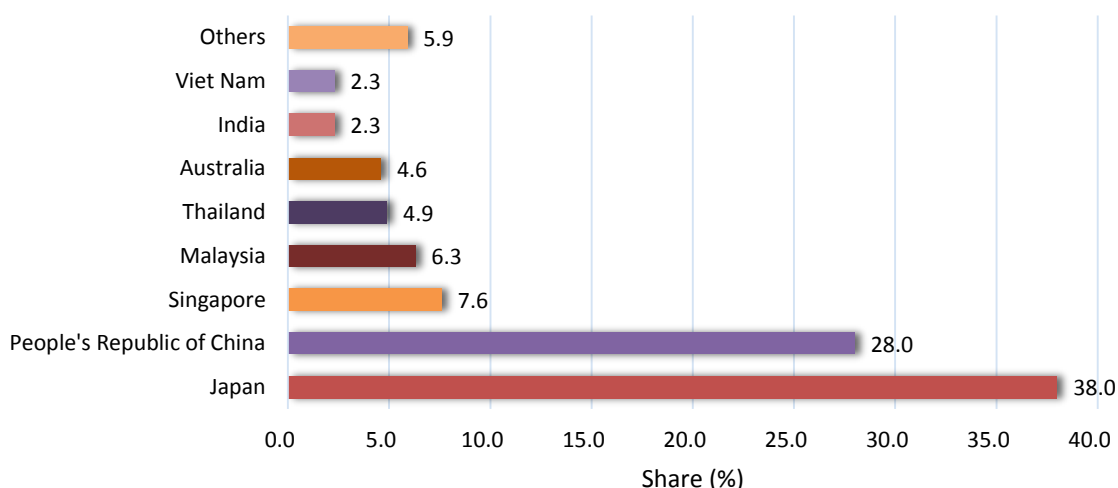
**Brunei Darussalam's Trade Performance**



2. Total exports decreased by 15.3 per cent year-on-year to BND537.4 million compared to BND634.4 million in June 2019. This was mainly due to the decline in crude oil exports to BND112.4 million (June 2020) from BND288.7 million (June 2019) as well as a decrease in Liquefied Natural Gas (LNG) exports to BND199.1 million (June 2020) from BND267.1 million (June 2019).

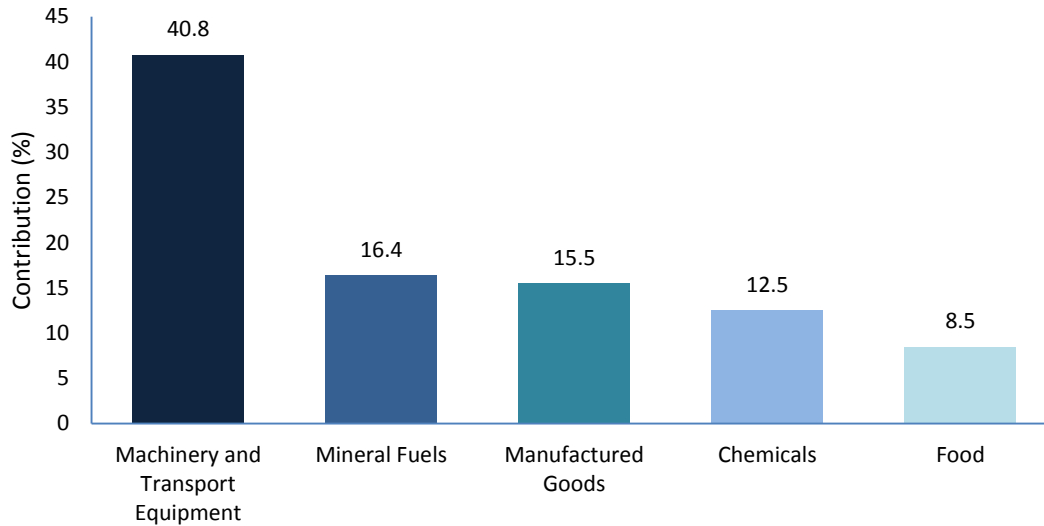
3. *The decline in exports of crude oil was due to the slow global demand amid the COVID-19 pandemic, coupled with a decrease in the crude oil export prices. The total exports volume decreased to 78.04 thousand barrels per day (June 2020) from 107.84 thousand barrels per day (June 2019), while the average export prices fell to USD34.52 per barrel (June 2020) from USD67.91 per barrel (June 2019). Meanwhile, LNG exports declined due to a decrease in the average export price to USD4.26 per MMBtu (June 2020) from USD8.98 per MMBtu (June 2019).*
4. *In terms of commodity by section, Mineral Fuels represents the major contributor to Brunei Darussalam's exports with 77.7 per cent, followed by Chemicals (20.3 per cent), Machinery and Transport Equipment (1.1 per cent), Food (0.3 per cent) and Miscellaneous Transactions (0.2 per cent).*
5. *The main exports market in June 2020 was Japan (38.0 per cent), followed by People's Republic of China (28.0 per cent) and Singapore (7.6 per cent).*

### Share of Exports by Trading Partners



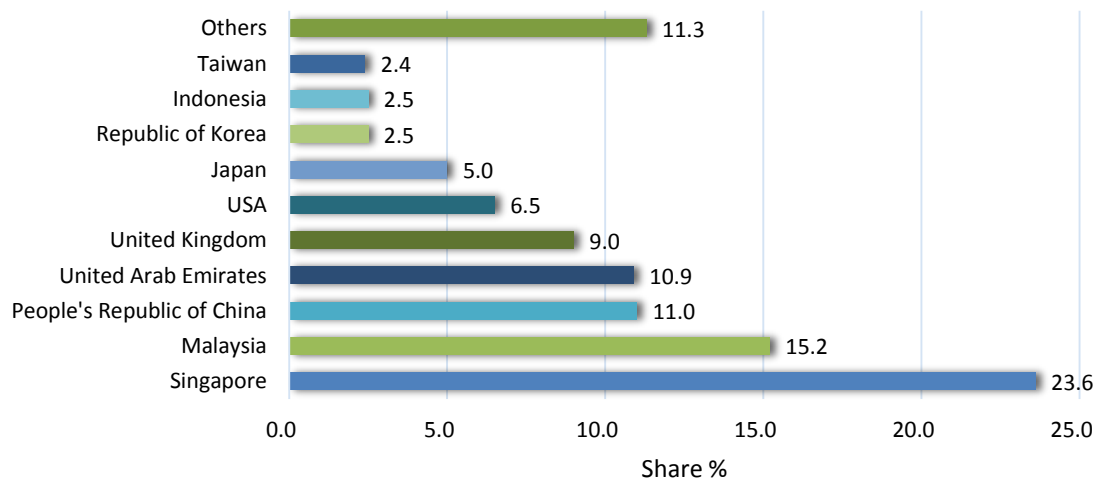
6. *For imports, the total value decreased slightly to BND595.2 million (June 2020) from BND595.4 million (June 2019). However, Imports of Machinery and Transport Equipment and Manufactured Goods recorded double-digit growth at 61.2 per cent and 60.2 per cent respectively, mainly to support the increase of domestic production in the Manufacturing Industry to stimulate economic growth.*
7. *The five main import commodities were Machinery and Transport Equipment (40.8 per cent), followed by Mineral Fuels (16.4 per cent), Manufactured Goods (15.5 per cent), Chemicals (12.5 per cent), and Food (8.5 per cent).*

### Five Main Import Commodities



8. *By End Use category, imports of Intermediate Goods accounted for 56.3 per cent of the total imports, followed by Capital Goods (37.6 per cent) and Consumption Goods (6.1 per cent).*
9. *According to the mode of transport, the highest share was transported by sea, amounts to BND1,010.6 million (89.2 per cent). This was followed by air transport (BND107.7 million or 9.5 per cent) and via land (BND14.1 million or 1.3 per cent).*
10. *For imports by trading partners, the highest share was from Singapore (23.6 per cent), followed by Malaysia (15.2 per cent), and People’s Republic of China (11.0 per cent).*

### Share of Imports by Trading Partners



11. *The International Merchandise Trade Statistics (IMTS) for Brunei Darussalam adopts the General System for recording trade statistics, which covers imports, domestic exports, and re-exports. The IMTS full report for June 2020 is available from the DEPS’s website: [www.deps.gov.bn](http://www.deps.gov.bn).*