



# **SIARAN MEDIA**

## *MEDIA RELEASE*

### **PERANGKAAN PERDAGANGAN BARANGAN**

### **ANTARABANGSA**

### *INTERNATIONAL MERCHANDISE TRADE STATISTICS (IMTS)*

**MEI**

*MAY*

**2021**



**SIARAN MEDIA**  
**JABATAN PERANCANGAN EKONOMI DAN STATISTIK**  
**KEMENTERIAN KEWANGAN DAN EKONOMI**

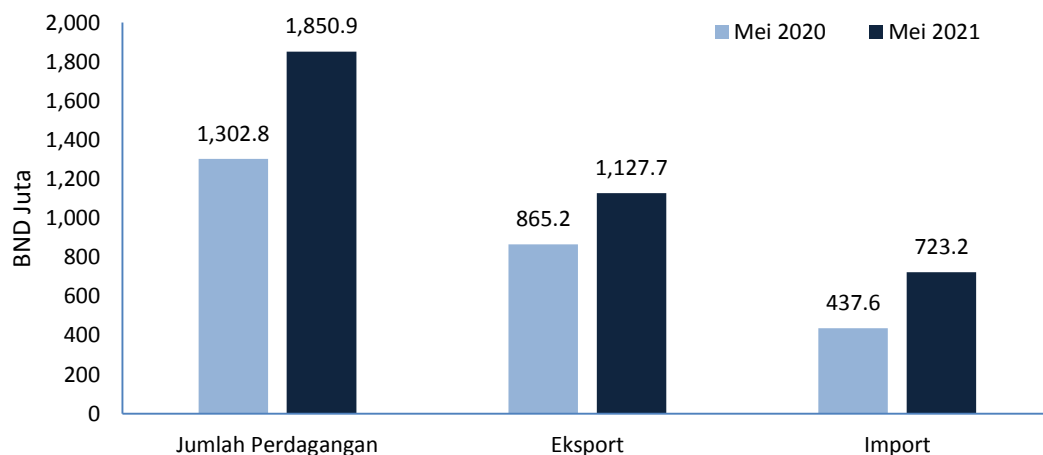
**PERANGKAAAN PERDAGANGAN BARANGAN ANTARABANGSA**  
**MEI 2021**

---

**TAJUK UTAMA: JUMLAH PERDAGANGAN MENINGKAT SEBANYAK 42.1 PERATUS**  
**BAGI BULAN MEI 2021**

1. Pada bulan Mei 2021, Negara Brunei Darussalam telah mencatatkan nilai jumlah perdagangan sebanyak BND1,850.9 juta, iaitu peningkatan sebanyak 42.1 peratus daripada BND1,302.8 juta pada bulan yang sama tahun 2020. Manakala, bagi perubahan bulan-ke-bulan, jumlah perdagangan bagi bulan Mei 2021 menurun sebanyak 15.6 peratus berbanding dengan bulan April 2021.

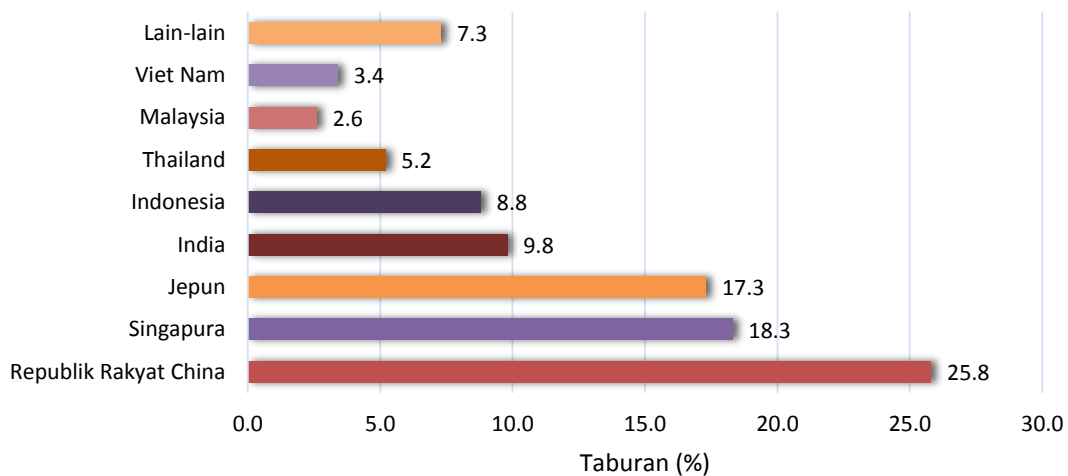
**Prestasi Perdagangan Bagi Negara Brunei Darussalam**



2. Jumlah eksport meningkat sebanyak 30.3 peratus tahun-ke-tahun kepada BND1,127.7 juta berbanding BND865.2 juta pada Mei 2020. Ini terutamanya disebabkan oleh peningkatan eksport Bahan Api Galian kepada BND822.1 juta (Mei 2021) daripada BND613.2 juta (Mei 2020), dan juga eksport Jentera dan Kelengkapan Pengangkutan kepada BND71.5 juta (Mei 2021) daripada BND1.6 juta (Mei 2020).

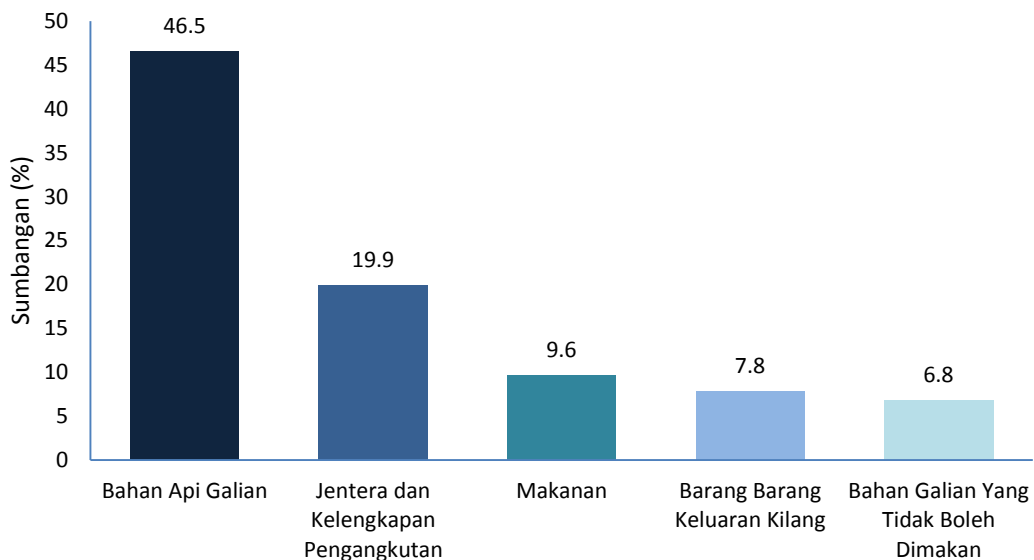
3. Peningkatan eksport Bahan Api Galian terutamanya didorong oleh peningkatan eksport minyak mentah, eksport Gas Cecair Asli (LNG), dan eksport produk petroleum dari aktiviti hiliran. Peningkatan eksport minyak mentah adalah terutamanya disebabkan oleh peningkatan harga purata kepada USD69.96 setong (Mei 2021) daripada USD28.46 setong (Mei 2020). Begitu juga bagi ekports LNG, peningkatannya adalah disebabkan oleh peningkatan harga purata kepada USD8.01 per MMBtu (Mei 2021) daripada USD5.82 per MMBtu (Mei 2020). Sementara itu, jumlah isipadu bagi kedua-dua eksport minyak mentah dan LNG telah mencatatkan penurunan berbanding dengan tahun sebelumnya.
4. Dari segi komoditi mengikut seksyen, Bahan Api Galian merupakan penyumbang utama kepada eksport Negara Brunei Darussalam sebanyak 72.9 peratus diikuti dengan Kimia (19.7 peratus) dan Jentera dan Kelengkapan Pengangkutan (6.3 peratus).
5. Pasaran eksport utama pada bulan Mei 2021 adalah Republik Rakyat China (25.8 peratus) diikuti oleh Singapura (18.3 peratus) dan Jepun (17.3 peratus).

### Peratus Taburan Eksport Mengikut Rakan Dagangan



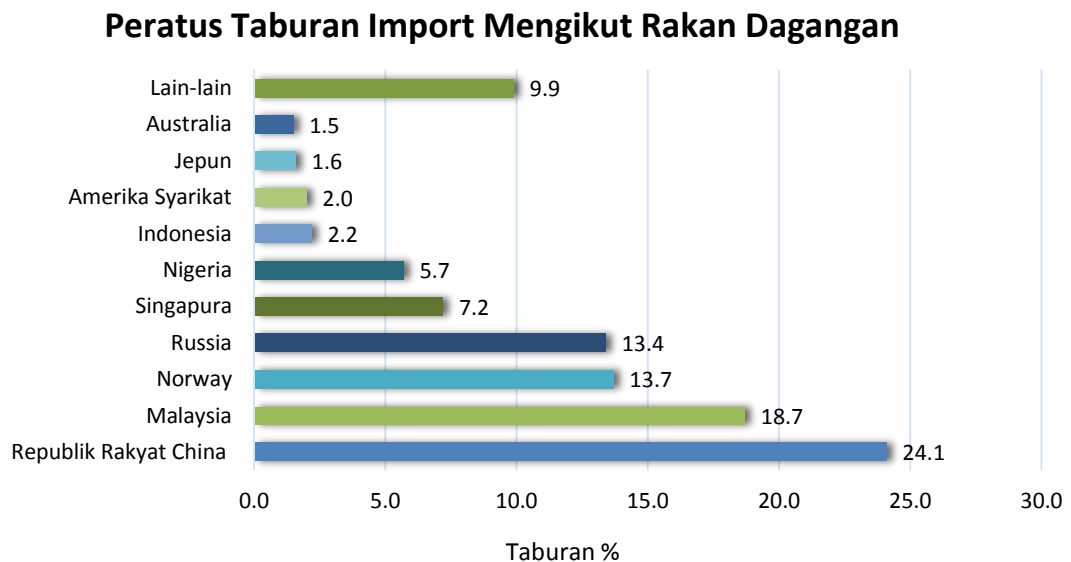
6. Bagi import pula, jumlah nilai menunjukkan peningkatan kepada BND723.2 juta (Mei 2021) daripada BND437.6 juta (Mei 2020) terutamanya disebabkan oleh peningkatan import Bahan Api Galian yang sebahagian besarnya digunakan sebagai input bagi penghasilan produk petrokimia. Selain itu, peningkatan import juga antaranya disebabkan oleh peningkatan import Bahan Galian Yang Tidak Boleh Dimakan dan Makanan.
7. Lima komoditi import utama pada bulan ini adalah Bahan Api Galian (46.5 peratus) diikuti oleh Jentera dan Kelengkapan Pengangkutan (19.9 peratus), Makanan (9.6 peratus), Barang Barang Keluaran Kilang (7.8 peratus) dan Bahan Galian Yang Tidak Boleh Dimakan (6.8 peratus).

### Lima Komoditi Import Utama



8. Mengikut Kategori Penggunaan Akhir, import Barang Perantaraan menyumbang sebanyak 57.9 peratus dari jumlah import diikuti oleh import Barang Modal (36.6 peratus) dan Barang Penggunaan (5.5 peratus).

9. Dari segi import mengikut rakan dagangan, sumbangan terbesar adalah dari Republik Rakyat China (24.1 peratus) diikuti oleh Malaysia (18.7 peratus), dan Norway (13.7 peratus). Komoditi import terbesar dari Republik Rakyat China adalah Jentera dan Kelengkapan Pengangkutan, Bahan Galian Yang Tidak Boleh Dimakan, dan Bahan Api Galian. Sementara itu, komoditi import dari Malaysia dan Norway kebanyakannya adalah Bahan Api Galian.



10. Mengikut mod pengangkutan, pada bulan Mei 2021, peratus yang tertinggi adalah mod pengangkutan laut berjumlah BND1,720.4 juta (92.9 peratus). Ini diikuti oleh pengangkutan udara (BND109.1 juta atau 5.9 peratus) dan melalui darat (BND21.5 juta atau 1.2 peratus).
11. Perangkaan Perdagangan Barangan Antarabangsa (*International Merchandise Trade Statistics, IMTS*) bagi Negara Brunei Darussalam menggunakan “*General System*” bagi merekodkan perangkaan perdagangan yang meliputi import, eksport domestik dan eksport semula. Laporan penuh IMTS bagi bulan Mei 2021 boleh didapati melalui laman sesawang JPES di [www.deps.gov.bn](http://www.deps.gov.bn).



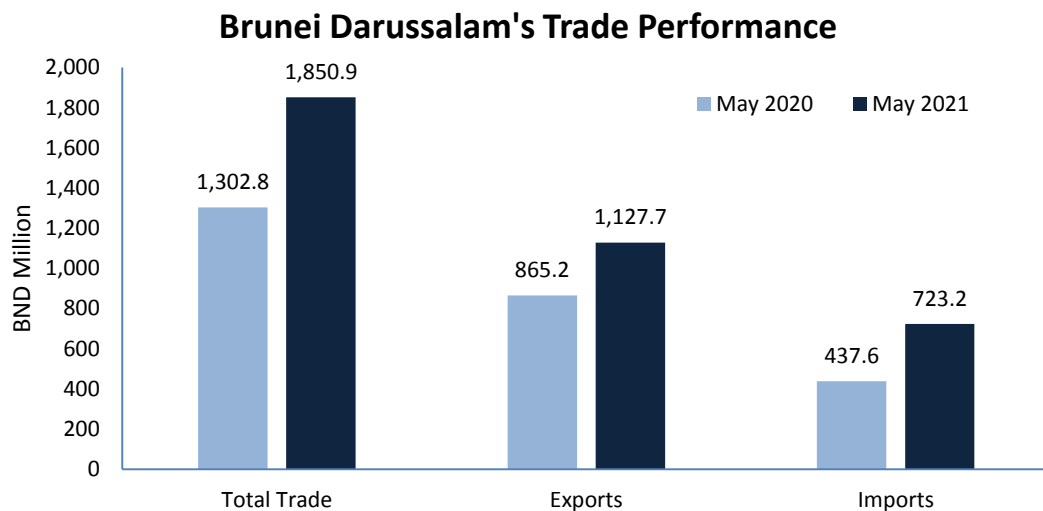
**MEDIA RELEASE**  
**DEPARTMENT OF ECONOMIC PLANNING AND STATISTICS**  
**MINISTRY OF FINANCE AND ECONOMY**

**INTERNATIONAL MERCHANDISE TRADE STATISTICS (IMTS)**  
**MAY 2021**

---

**HEADLINE: TOTAL TRADE INCREASED BY 42.1 PER CENT IN MAY 2021**

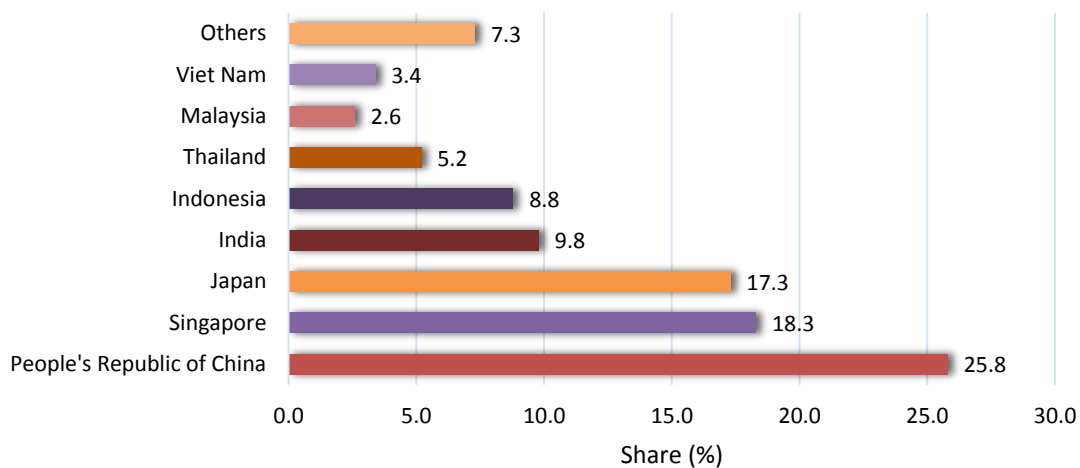
1. In May 2021, Brunei Darussalam's total trade was valued at BND1,850.9 million, an increase by 42.1 per cent from BND1,302.8 million during the same month last year. Meanwhile, for month-to-month changes, total trade for May 2021 decreased by 15.6 per cent compared to April 2021.



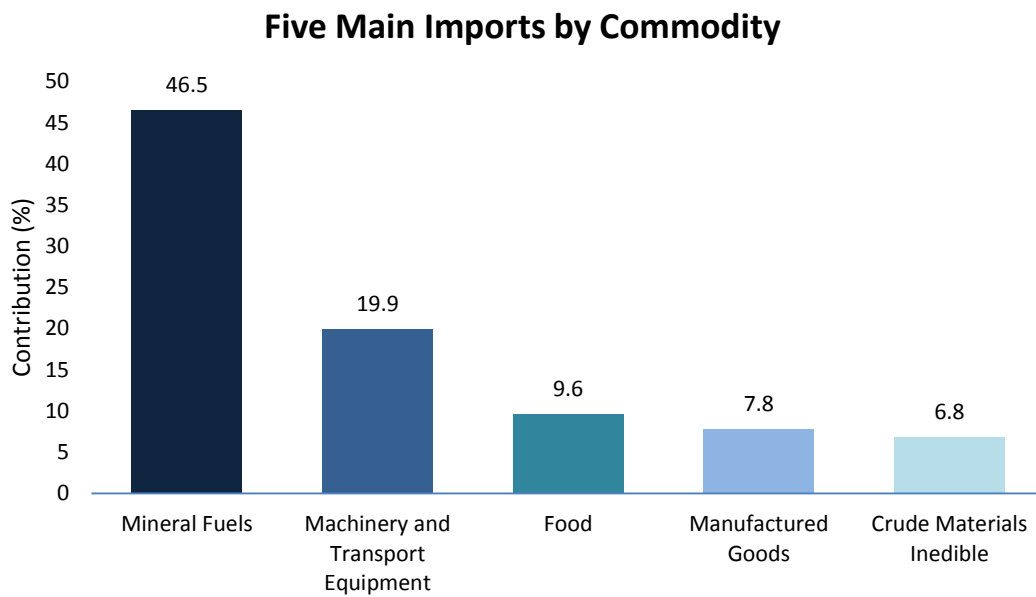
2. Total exports increased by 30.3 per cent year-on-year to BND1,127.7 million compared to BND865.2 million in May 2020. This was mainly due to the increase in Mineral Fuels exports to BND822.1 million (May 2021) from BND613.2 million (May 2020), and Machinery and Transport Equipment exports to BND71.5 million (May 2021) from BND1.6 million (May 2020).

3. *The increase in Mineral Fuels exports was largely due to an increase in exports of crude oil, exports of Liquefied Natural Gas (LNG) and exports of petroleum products from the downstream activities. The increase in exports of crude oil was mainly attributed to an increase in average price to USD69.96 per barrel (May 2021) from USD28.46 per barrel (May 2020). Likewise for LNG exports, the increase was due to an increase in the average price to USD8.01 per MMBtu (May 2021) from USD5.84 per MMBtu (May 2020). Meanwhile, the total volume of both crude oil and LNG exports recorded a decline compared to the previous year.*
  
4. *In terms of commodity by section, Mineral Fuels represents the major contributor to Brunei Darussalam's exports with 72.9 per cent, followed by Chemicals (19.7 per cent), and Machinery and Transport Equipment (6.3 per cent).*
  
5. *The main exports markets in May 2021 were People's Republic of China (25.8 per cent) followed by Singapore (18.3 per cent) and Japan (17.3 per cent).*

### Share of Exports by Trading Partners



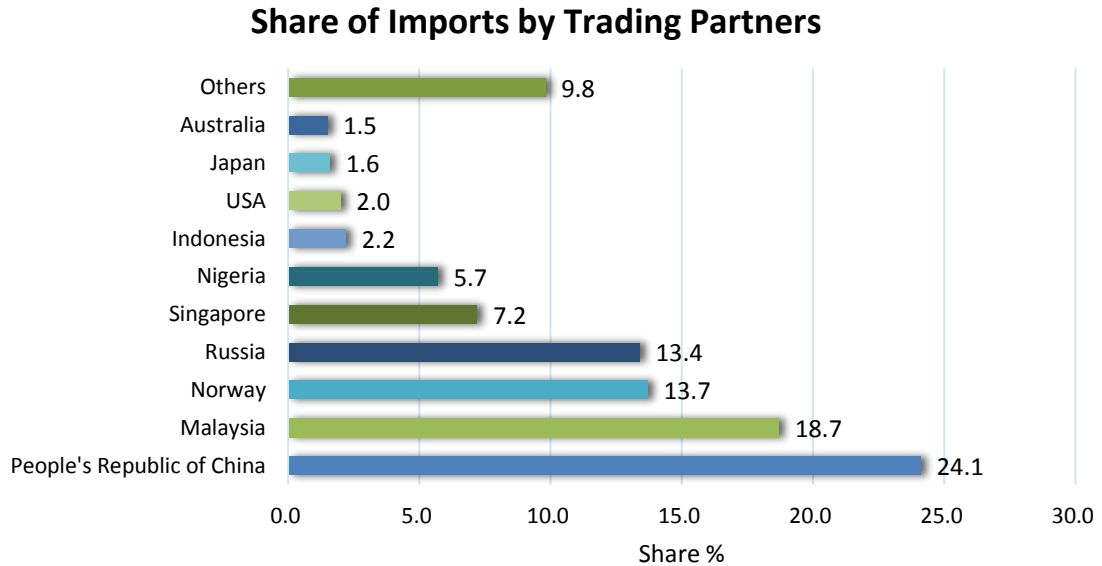
6. For imports, the total value increased to BND723.2 million (May 2021) from BND437.6 million (May 2020) mainly driven by an increase in imports of Mineral Fuels which were largely used as input for the production of petrochemical products. In addition, the increase in imports was among others due to an increase in imports of Crude Materials Inedible and Food.
7. The five main imports by commodity were Mineral Fuels (46.5 per cent), followed by Machinery and Transport Equipment (19.9 per cent), Food (9.6 per cent), Manufactured Goods (7.8 per cent) and Crude Materials Inedible (6.8 per cent).



8. By End Use Category, imports of Intermediate Goods accounted for 57.9 per cent of the total imports, followed by Capital Goods (36.6 per cent) and Consumption Goods (5.5 per cent).



9. Our biggest imports trading partners were People’s Republic of China (24.1 per cent), followed by Malaysia (18.7 per cent), and Norway (13.7 per cent). The largest import commodities from People’s Republic of China were Machinery and Transport Equipment, Crude Materials Inedible, and Mineral Fuels. Meanwhile, imported commodities from Malaysia and Norway were mostly Mineral Fuels.



10. According to the mode of transport, in May 2021, the highest share was transport by sea, which amounted to BND1,720.4 million (92.9 per cent). This was followed by air transport (BND109.1 million or 5.9 per cent) and via land (BND21.5 million or 1.2 per cent).

11. The International Merchandise Trade Statistics (IMTS) for Brunei Darussalam adopts the General System for recording trade statistics, which covers imports, domestic exports, and re-exports. The IMTS full report for May 2021 is available from the DEPS’s website at [www.deps.gov.bn](http://www.deps.gov.bn).