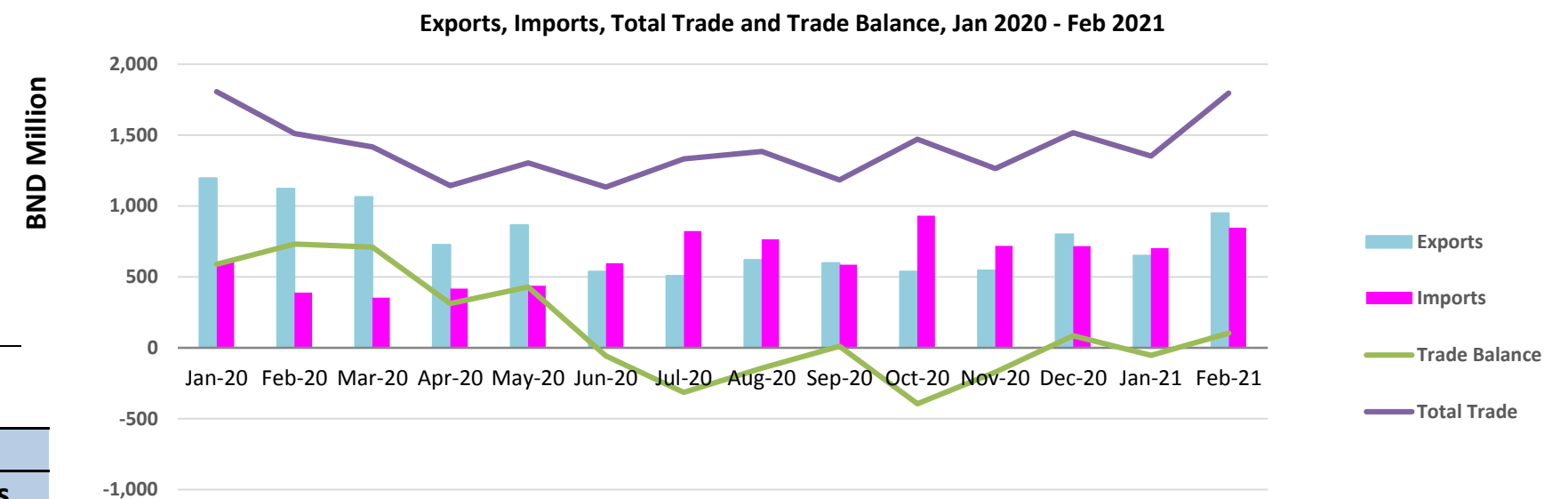


INTERNATIONAL MERCHANDISE TRADE STATISTICS, FEBRUARY 2021

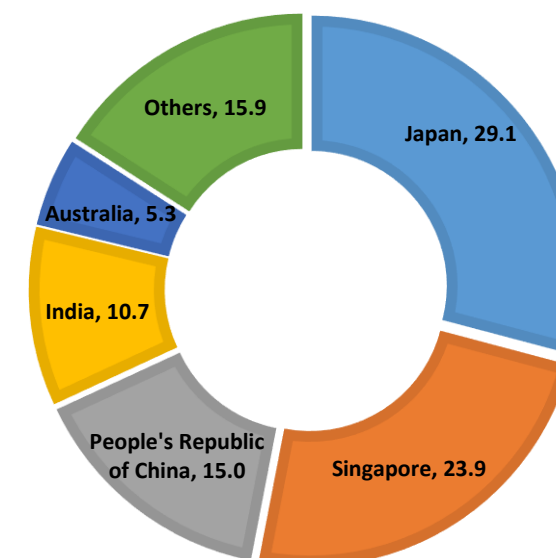
BND Million	Feb, 2020	Jan, 2021	Feb, 2021 ^P
Total Trade	1,510.7	1,352.6	1,796.1
Exports	1,121.2	649.9	949.3
Imports	389.5	702.7	846.8
Trade Balance	731.7	-52.8	102.5



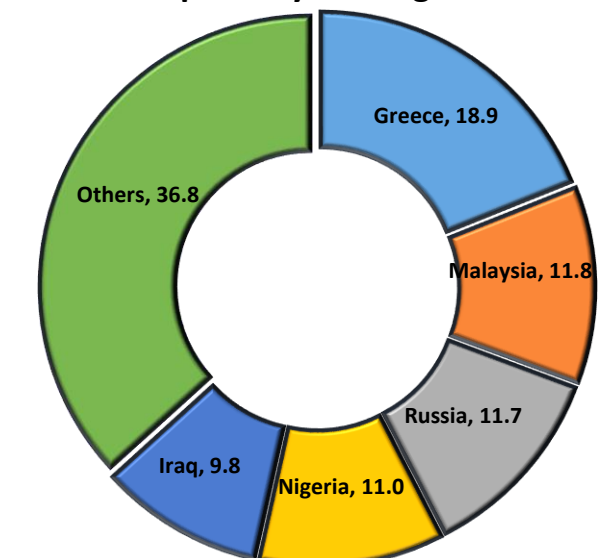
Exports and Imports by Commodity Sections, Feb 2021

Section	Value (BND Million)	
	Exports	Imports
Food	2.7	61.9
Beverages and Tobacco	0.0	6.0
Crude Materials Inedible	4.8	1.8
Mineral Fuels	769.4	569.0
Animal and Vegetable Oils and Fats	0.0	2.3
Chemicals	154.9	32.7
Manufactured Goods	2.2	37.5
Machinery and Transport Equipment	12.1	102.1
Miscellaneous Manufactured Articles	2.5	33.3
Miscellaneous Transactions	0.7	0.2
Total	949.3	846.8

Share of Exports by Trading Partners



Share of Imports by Trading Partners



Major Exports, Feb 2021

	Month & Year			Change (%)	
	Feb-20	Jan-21	Feb-21 ^P	y-o-y	m-o-m
Exports	1,121.2	649.9	949.3	-15.3	46.1
<i>Of which</i>					
Major exports	654.2	396.7	437.0	-33.2	10.2
Crude Oil:					
Value (BND million)	231.6	146.6	151.4	-34.6	3.3
Volume (kbbbl/day)	70.87	65.05	63.90	-9.8	-1.8
Price (USD/bbl)	63.29	55.90	63.72	0.7	14.0
LNG					
Value (BND million)	422.6	250.1	285.6	-32.4	14.2
Volume (MMBtu/day)	1,038,729	865,025	1,034,729	-0.4	19.6
Price (USD/MMBtu)	10.66	7.04	7.17	-32.7	1.9

