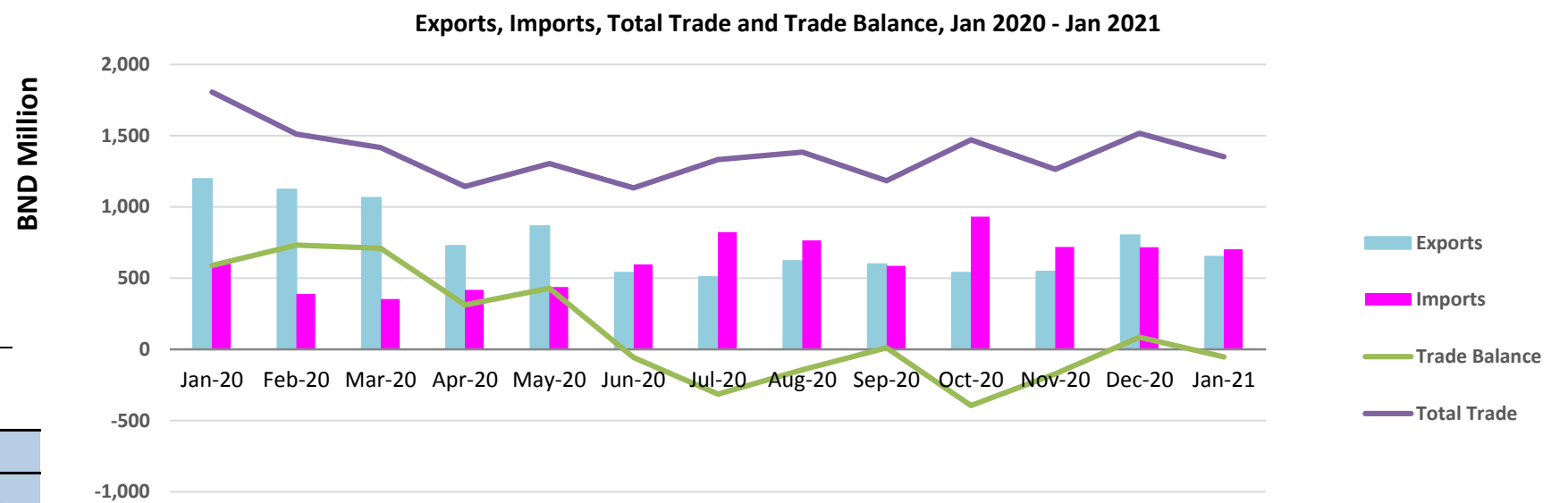


INTERNATIONAL MERCHANDISE TRADE STATISTICS, JANUARY 2021

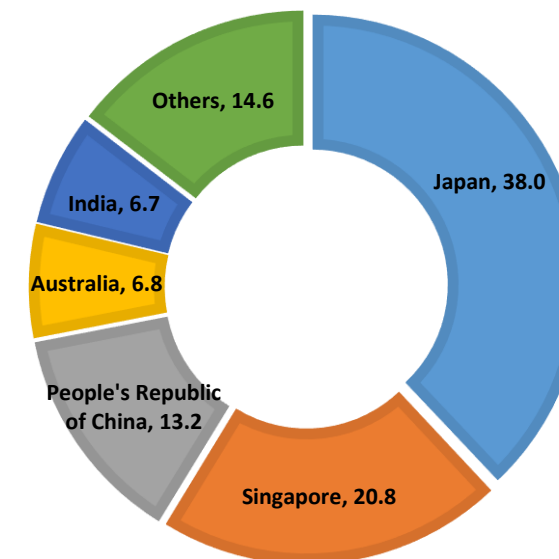
BND Million	Jan, 2020	Dec, 2020	Jan, 2021 ^P
Total Trade	1,805.6	1,516.8	1,352.6
Exports	1,196.8	800.6	649.9
Imports	608.8	716.2	702.7
Trade Balance	588.0	84.4	-52.8



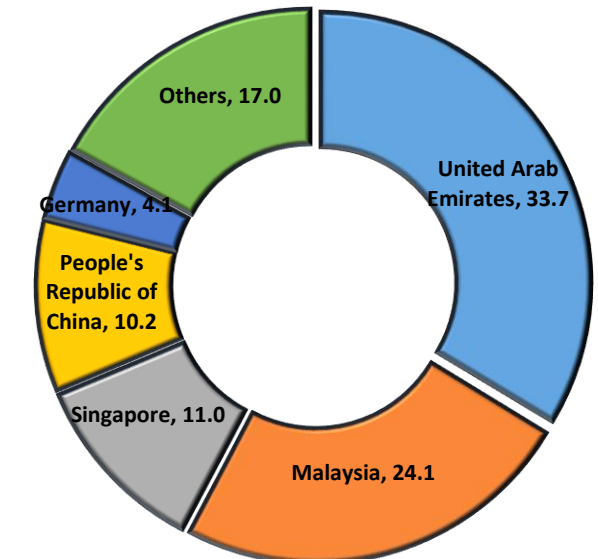
Exports and Imports by Commodity Sections, Jan 2021

Section	Value (BND Million)	
	Exports	Imports
Food	0.3	64.0
Beverages and Tobacco	0.0	6.6
Crude Materials Inedible	1.4	1.4
Mineral Fuels	542.2	318.1
Animal and Vegetable Oils and Fats	0.0	1.4
Chemicals	81.6	56.7
Manufactured Goods	4.7	53.3
Machinery and Transport Equipment	14.3	165.5
Miscellaneous Manufactured Articles	3.9	35.3
Miscellaneous Transactions	1.4	0.2
Total	649.9	702.7

Share of Exports by Trading Partners



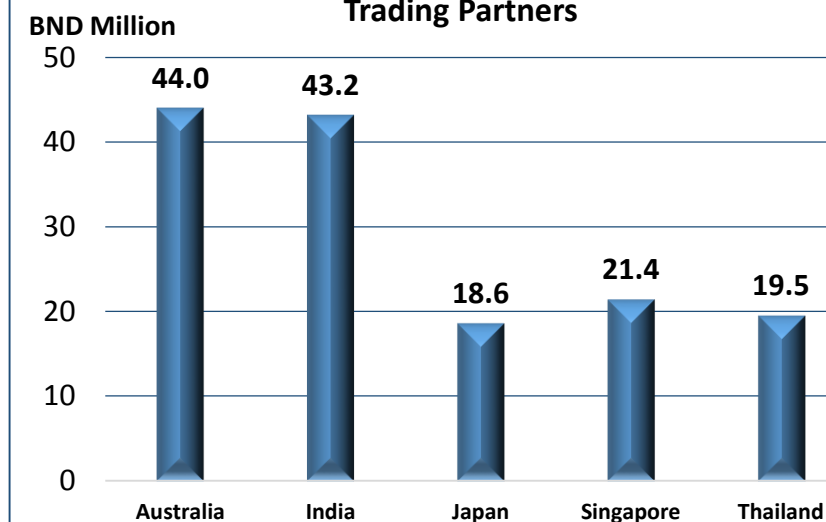
Share of Imports by Trading Partners



Major Exports, Jan 2021

	Month & Year			Change (%)	
	Jan-21	Dec-20	Jan-21 ^P	y-o-y	m-o-m
Exports	1,196.8	800.6	649.9	-45.7	-18.8
<i>Of which</i>					
Major exports	648.7	411.3	396.7	-38.8	-3.6
Crude Oil:					
Value (BND million)	278.7	140.7	146.6	-47.4	4.2
Volume (kbbbl/day)	94.54	73.30	65.05	-31.2	-11.3
Price (USD/bbl)	70.57	49.32	55.90	-20.8	13.3
LNG					
Value (BND million)	370.0	270.6	250.1	-32.4	-7.6
Volume (MMBtu/day)	881,175	971,899	865,025	-1.8	-11.0
Price (USD/MMBtu)	10.37	6.74	7.04	-32.1	4.4

Exports of Crude Oil by Trading Partners



Exports of Liquefied Natural Gas by Trading Partners

